All Instruments

BLACKTHORN MARCH

Randall D. Standridg
(ASCAP

Chromatic Exercise Sheet - The Sheet is legally copyable for classroom use

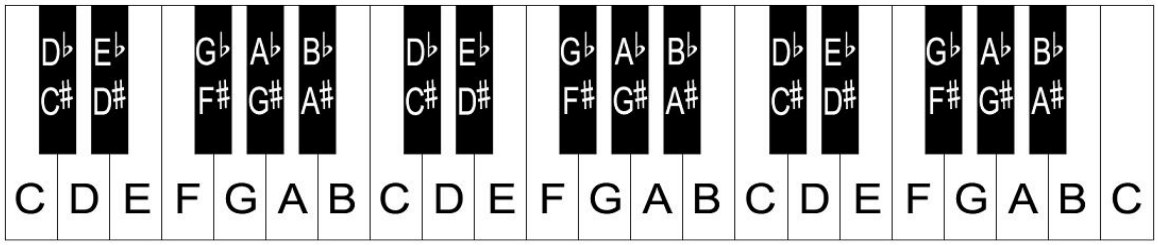

Step 1: Be able to touch the keyboard and name the notes up and down.
Step 2: Be able to name all of the notes and perform the correct finger/slide positions at the same time.
Step 3: NAME AND PLAY: Name the note while holding it's position, then play it
Step 4: Be able to play up and down while reading; for advanced players, be able to play from memory
BRASS BONUS: Learn the "position" patterns. See my video on Brass Positions!

C Instruments (Treble) - Flute, Oboe, Mallets



f (Use strong, confident tones)

Bb Instruments (Treble) - Trumpet, TC Euphonium, B♭ Clarinets (higher range), Tenor Sax (lower range



f (Use strong, confident tones)

Bb Instruments (Treble) - T. Sax (upper range), B♭ Clarinet Range (lower range)



f (Use strong, confident tones)

F Instruments - French Horn



f (Use strong, confident tones)

E♭ Instruments - Alto Saxophone/Baritone Saxophone/E♭ Clarinets



f (Use strong, confident tones)

C Instruments (Bass Clef) - Trombone, Euphonium, Bassoon, Tuba, String Bass